




# JC00010030P63C60; 1.5-30 MHz 2000W DIRECTIONAL COUPLER

- Small Size and High Power Handling
- High reliability and ruggedness
- Ultra Broadband
- 50 Ohm Input & Output Impedance
- Flat Forward & Reflected Power Sampling
- High Isolation and Directivity



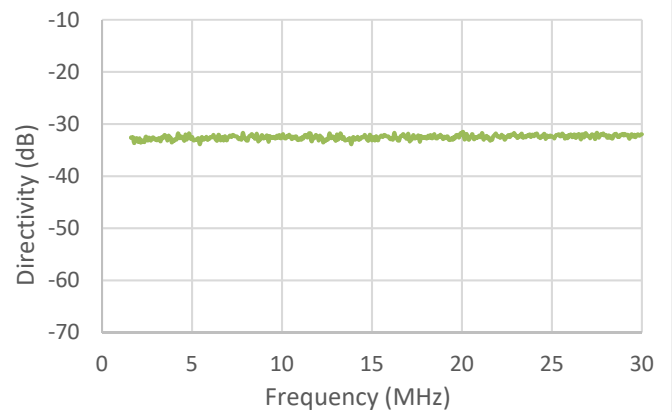
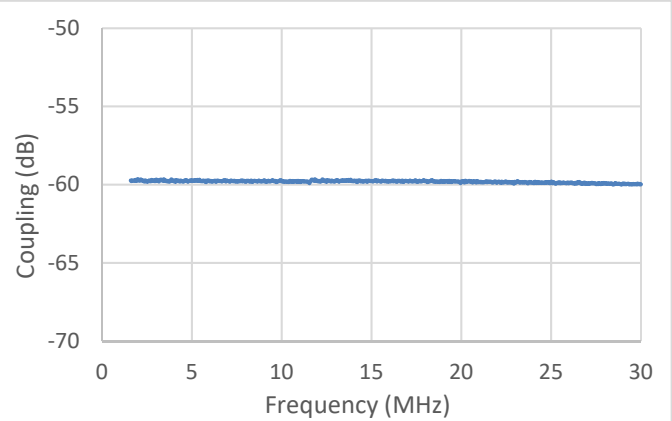
## INTERFACES

RF Input (1):	N Female
RF Output (2):	N Female
Coupling Port (3):	SMA Female
Isolation Port (4):	SMA Female

## ELECTRICAL & ENVIRONMENTAL SPECIFICATIONS

Frequency:	1.5-30 MHz
Power Handling:	2000 W CW
Insertion Loss:	0.1 dB max.
Coupling:	60 ± 0.5 dB
Coupling Flatness:	± 1 dB
In/ Out VSWR:	1.2:1 max
Directivity:	> 20 dB
Operating Case Temp.:	-40 °C to 85 °C
Storage Temperature:	-40 °C to 85 °C
Shock:	MIL-STD-810F/G
Vibration:	MIL-STD-810F/G

## TYPICAL PERFORMANCE GRAPHS



## MECHANICAL SPECIFICATIONS

Size (mm) :	152 × 78 × 28
Weight :	750 gr.
Plating :	Yellow Chromate

